

# Datasheet

## Disposable earplugs

Protection against noise



	<b>Contours</b>	<b>7400</b>
	<b>Contours small</b>	<b>7403</b>
	<b>Spark Plug<sup>soft</sup></b>	<b>7800</b>
	<b>Spark Plug<sup>soft</sup> Cord</b>	<b>7801</b>
	<b>Spark Plug<sup>soft</sup> PocketPak</b>	<b>7802</b>
	<b>Orange</b>	<b>7500</b>

	<b>Pura-Fit<sup>36</sup></b>	<b>7700</b>
	<b>Pura-Fit<sup>36</sup> to go</b>	<b>7705</b>
	<b>Pura-Fit<sup>36</sup> Cord</b>	<b>6900</b>
	<b>MelLows</b>	<b>7600</b>
	<b>Spark Plugs Detect</b>	<b>7809</b>

	<b>MoldexStations</b>	
	<b>Contours</b>	(500 pair) <b>7450</b>
	<b>Contours small</b>	(500 pair) <b>7453</b>
	<b>Spark Plug<sup>soft</sup></b>	(250 pair) <b>7825</b>
	<b>Spark Plug<sup>soft</sup></b>	(500 pair) <b>7850</b>
	<b>Pura-Fit<sup>36</sup></b>	(250 pair) <b>7725</b>
	<b>Pura-Fit<sup>36</sup></b>	(500 pair) <b>7750</b>
	<b>MelLows</b>	(250 pair) <b>7625</b>
	<b>MelLows</b>	(500 pair) <b>7650</b>
	<b>Spark Plug Detect</b>	(500 pair) <b>7859</b>
	<b>Mounting bracket for Stations*</b>	<b>7060</b>

### CHARACTERISTICS



#### Special foam formula

Soft comfortable material which when rolled becomes firmer for easy insertion.



#### Contours/Contours small

Extra comfortable shape that adapts to the ear canal for an individual fit. Plug in 2 sizes.



#### Spark Plug<sup>soft</sup>/Orange

Appealing colours, tapered design.



#### Pura-Fit<sup>36</sup>

Standard classic shape – bright green colour for easy compliance check.



#### MelLows

Protection against lower noise levels. Designed to keep the user in touch with the environment.



#### Spark Plugs Detect

An imbedded metal ball and the detectable cord make this plug fully detectable.



#### Cords

Allows the user to hang the plugs around the neck during breaks.



#### PocketPak

Two pairs of Spark Plugs in a practical storage container.



#### MoldexStation

Hygienic dispensing system, dispenser mechanism is automatically replaced with every refill.



#### 100% PVC-FREE

All Moldex products and packaging are completely free from PVC.

### CERTIFICATION

The Moldex range of hearing protection products meet the requirements of EN 352-2 and are CE-Marked in accordance with the requirements of European Directive 89/686/EEC. Responsible for type examination (Article 10):

Spark Plug<sup>soft</sup>, Orange: FIOH (0403) Helsinki (FIN).

Pura-Fit<sup>36</sup>: INSPEC (0194) Manchester (UK).

Contours, MelLows: IFA (0121) St. Augustin (DE).

According to the German regulation BGR 194, Spark Plugs and Pura-Fit<sup>36</sup> fulfil the criteria "hearing of warning signals in general" and "speech comprehensibility". Furthermore, Pura-Fit<sup>36</sup> fulfils the criteria "signal hearing in track-system and road traffic possible".

### ATTENUATION DATA

The Moldex range of hearing protection products passes the EN 352-2 minimum attenuation requirements. The tables below show the full attenuation data for Moldex products.

#### 7400, 7403

Freq. (Hz)	63	125	250	500	1000	2000	4000	8000
M <sub>i</sub> (dB)	22.5	29.3	36.6	41.6	38.1	35.6	44.0	43.1
s <sub>i</sub> (dB)	8.7	8.0	7.1	5.2	5.0	3.7	3.6	6.0
A.P.V (dB)	13.8	21.3	29.5	36.4	33.1	31.9	40.4	37.1

Size 7400: 6-12, 7403: 5-10 H = 34 dB M = 33 dB L = 28 dB **SNR = 35 dB**

#### 7800, 7802, 7801, 7500

Freq. (Hz)	63**	125	250	500	1000	2000	4000	8000
M <sub>i</sub> (dB)	36.0	36.0	36.7	39.0	36.0	37.0	46.7	44.6
s <sub>i</sub> (dB)	6.0	6.0	6.1	6.5	5.9	4.9	3.2	3.8
A.P.V (dB)	30.0	30.0	30.6	32.5	30.1	32.1	43.5	40.8

Size: 6-12 H = 34 dB M = 32 dB L = 31 dB **SNR = 35 dB**

#### 7700, 7705, 6900

Freq. (Hz)	63	125	250	500	1000	2000	4000	8000
M <sub>i</sub> (dB)	34.4	34.2	35.6	36.6	37.1	37.1	46.5	43.9
s <sub>i</sub> (dB)	4.9	6.1	6.2	5.7	5.0	3.5	4.2	4.1
A.P.V (dB)	29.5	28.1	29.4	30.9	32.1	33.6	42.3	39.7

Size: 6-12 H = 35 dB M = 33 dB L = 31 dB **SNR = 36 dB**

\*\*EN ISO 4869-2:1995

# Datasheet

## Disposable earplugs

Protection against noise



### 7600

Freq. (Hz)	63	125	250	500	1000	2000	4000	8000
M <sub>1</sub> (dB)	8.3	12.0	16.7	21.4	27.0	30.7	38.6	44.1
s <sub>1</sub> (dB)	5.6	5.0	6.8	6.9	5.7	5.4	7.2	6.9
A.P.V (dB)	2.7	7.0	9.9	14.5	21.3	25.3	31.4	37.2
Size: 6-12	H = 26 dB			M = 18 dB		L = 12 dB		SNR = 22 dB

### 7809

Freq. (Hz)	63	125	250	500	1000	2000	4000	8000
M <sub>1</sub> (dB)	30.9	33.7	33.8	37.4	36.2	36.0	46.0	46.5
s <sub>1</sub> (dB)	8.1	9.8	10.0	10.2	8.6	6.4	4.5	3.8
A.P.V (dB)	22.8	23.9	23.8	27.2	27.6	29.6	41.5	42.7
Size: 7-12	H = 32 dB			M = 28 dB		L = 26 dB		SNR = 32 dB

### MATERIALS

**Contours, Spark Plug<sup>soft</sup>, Orange,**

**Pura-Fit<sup>36</sup>, Mellows:**

Polyurethane

**Spark Plugs Detect:**

Polyurethane, Metal (Iron)

**Cord:**

Thermoplastic Elastomere (TPE)

**Cord Detect:**

TPE, Metal (Iron)

**PocketPak:**

Polystyrene

**MoldexStation:**

Polystyrene

**Mounting bracket for Station:**

Polypropylene

### WEIGHT (per pair)

**Contours**

7400: 1.8 g                      7403: 1.2 g

**Spark Plug<sup>soft</sup>, Orange, Mellows**

1.3 g                              with Cord: 3.1 g

**PocketPak:**                      6.1 g

**Pura-Fit<sup>36</sup>, Spark Plugs Detect**

1.4 g                              with Cord: 3.2 g

### TESTING

All the earplugs within the Moldex Hearing Protection range have been tested to EN 352-2 and fulfil all requirements of the relevant categories.

### Ignitability

The earplugs shall not ignite upon application of a heated rod, nor continue to glow after the removal of the heated rod.

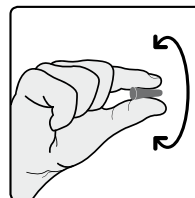
### Construction

All parts of the earplugs are designed and manufactured so that they are not liable to cause physical damage to the wearer when fitted and used according to the instructions.

### INSTRUCTIONS FOR USE

- The products must be used in accordance with the relevant national legislation.
- Warning: disregarding the instructions for use and fitting instructions for these products can affect the product efficiency in protecting against noise.
- The products should be stored in a cool, dry environment.
- The products may be adversely affected by direct contact with certain chemical substances (e.g. aromatic hydrocarbons).
- The products are for single use only.

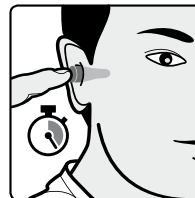
### INSTRUCTIONS FOR FITTING



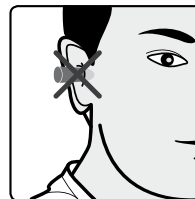
1. Roll the plugs between the finger and thumb to compress them for insertion.



2. Reach above the head and pull the ear gently upwards.



3. Slide the plug into the ear canal and hold in place for 5 seconds to let the plug expand and fill the ear.



### INFO

For help on selection and training please contact us. We offer a wide range of training packages and support material.

MOLDEX-METRIC AG & Co. KG  
Unit 9, Glaisdale Point  
Off Glaisdale Drive, Bilborough  
Nottingham. NG8 4GP

Tel.: +44 (0)115 985 4288  
Fax: +44 (0)115 985 4211  
info@uk.moldex-europe.com  
www.moldex-europe.com